CH 461358 Page 7

THE ROYAL BELFAST HOSPITAL FOR SICK CHILDREN INTENSIVE CARE UNIT DAILY RECORD SHEET

	00	01	02	03	04	05	06	07	08	09	10	11	12	13	14	15	16	17	18	19	20	21	22	23	24
BLOOD TESTS X-RAYS		Venous blood gas			Venous blood gas		Venous blood gas UVC tip																		
BLOOD SPECIMENS (ml)																									
PHYSIO																									

CARDIOVASCULAR

B.P. V ^ MAP x CPP (x) PULSE ● CVP △ ICP ○

240 220 200 180 160 140 120 100 80 60 40 30 26 22 18 14 10 6 2

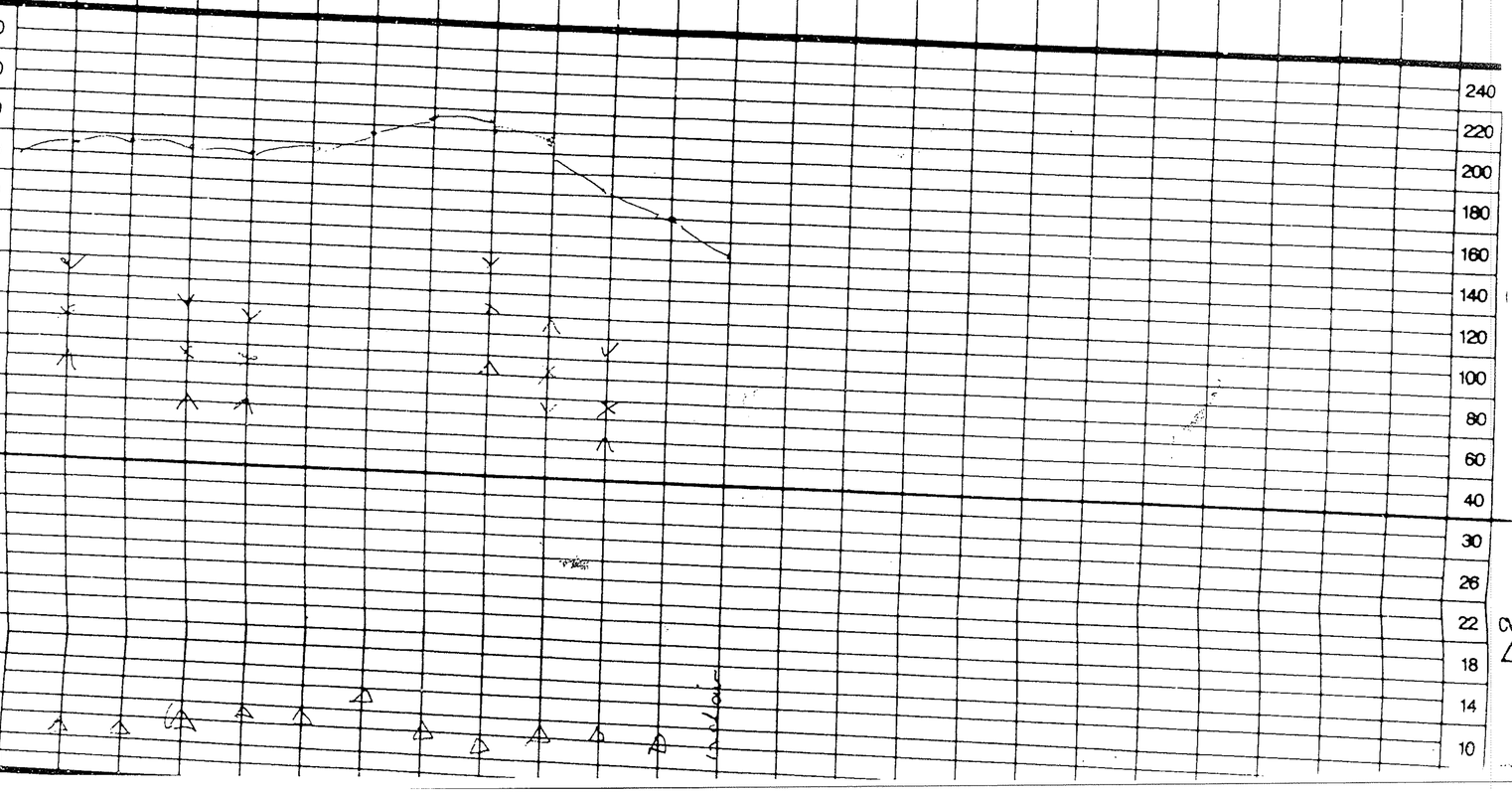

LC-SLT 061-003-007

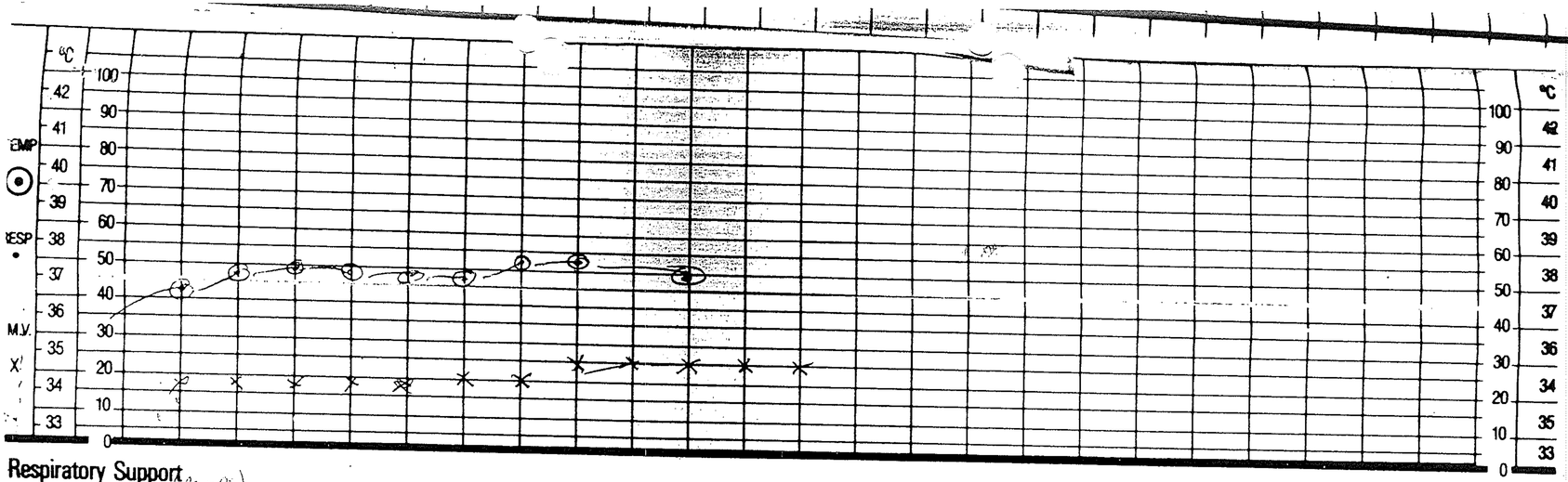

Respiratory Support

	00	01	02	03	04	05	06	07	08	09	10	11	12
FiO2	40%	40	40	40	46%	40	46	40	41	41%	40%	40%	
Pressure Insp	23	21	22	23	25	24	24	25	25	24	24	24	
Pressure Exp	12	13	14	15	15	16	16	15	18	19	14	13	
Volume Insp	81	71	66	49	75	72	73	84	48	41	87	110	
Volume Exp	35	33	31	45	52	48	35	26	26	16	70	44	
Time Insp		1:	1:	1:	1:	1:	1:	1:	1:	1:	1:	1:	
Time Exp		1.3	1.3	1.3	1.2	1.3	1.3	1.3	1.3	1.3	1.3	1.3	
Flow													
Temp	38.1	38.1	38.2	37	37.0	37.1	37.2	37	37.2	37.1	37.1	37.5	
Suction			1MB				1MB				2MB.		

Type of Sample	00	01	02	03	04	05	06	07	08	09	10	11	12
		venous			venous								
pH		7.26			7.006		7.15						
pCO2		7.65			16.92		10.9						
Bicarb		25.3			31.0		27.7						
B.E.		-2.4			-3.0		-2.7						
pO2		5.82			5.40		5.21						
SaO2%	99	99	94	89	79	98	98	100	97	99	100	100	
		97			100								
Na		(135)			(134)		(136)	137					
K		(4.0)			(5.7)		(4.8)	4.9					
Cl													
Ca								2.18					
T.P.													
Urea								1.6					
Creatinine								28					
Glucose							Mg	0.54					
Osmolality													
Bilirubin							Alb	27					
BM. Test	8.0				9.4		11	10.0 mmol/l					
Hb	(12.0)				(12.0)		(11.5)	10.5					
PCV								0.335					
Platelets								291					
WBC								13.17					
P.T.													
P.T.T.													
Drug Levels													
1													
2													
Cultures Sent													
Urine - S.G.								1030					
Osmolality													
Na													
K													
Urea													
Sugar													
Protein													
pH								5.0					
Blood								++					
Ketones													

LPC 1/97/072

LC-Royal
061-003-008

Time																								
T	Trach./Intubated																							
P	Paralyzed																							
CORTICAL RESPONSES	EYE OPENING	4	Spontaneously																					
		3	To speech																					
		2	To pain																					
		1	None																					
	MOTOR RESPONSE	6	Obeys commands																					
		5	Localizes pain																					
		4	Flexion withdrawal																					
		3	Flexion - abnormal																					
		2	Extension																					
		1	Flaccid																					
	VERBAL RESPONSE	5	Oriented, converses																					
		4	Disoriented, confused																					
		3	Inappropriate words																					
		2	Incomprehensible sounds																					
		1	None																					
	TOTAL (G.C.S.)																							
	SEIZU'RES		Generalized convulsion																					
			R - UL																					
			- LL																					
			L - UL																					
			- LL																					
BRAIN STEM	COUGH		Spontaneous																					
			To tracheal stimulation																					
	GAG REFLEX		Present																					
			Absent																					
	SPONT. RESPIRATION		Present																					
			Absent																					
	PUPILS	LEFT	Size																					
			Reaction																					
		RIGHT	Size																					
			Reaction																					
PUPIL SCALE (mm)				1	2	3	4	5	6	7	8													

REACTION
++ = Brisk.
+ = Sluggish.
– = No reaction.
C = Eye swollen shut.

ETT Day No.	2	Art Line Day No.	—	
Tube Size	4.5	Site		
Tube Length	15cms e nose	CV Line Day No.	2	
Trach Day No.		Site	Rt subclavian	
Trach Size		Weight	Gain	Loss
Vent. Day No.	2			

Lucy Crawford

461358 DOB 5/11/98

DATE 14/4/00 DAYS IN ICU 2

MONITORING		VENTILATION THERAPY								
TIME		TIME	FLOW	PIP	PEEP	TIDAL VOL.	I.T.	RATE	FiO_2	SIGNED
3.30	Head turned c/c m/c									
	sat probe changed									
6.30	washed c/c m/c									
	head turned.									

LC-Royal

061-003-009 A

CH 461358 Page: 9

THE ROYAL BELFAST HOSPITAL FOR SICK CHILDREN INTENSIVE CARE UNIT DAILY RECORD SHEET

	00	01	02	03	04	05	06	07	08	09	10	11	12	13	14	15	16	17	18	19	20	21	22	23	24
BLOOD TESTS X-RAYS										FBC U+E Ca Mg BC G+H	CXR	Coag ammonia Alv'olology BGS BM					FBP U+E ABG BM					FBP U+E BM.		
BLOOD SPECIMENS (ml)																									
PHYSIO																									

CARDIOVASCULAR

B.P. V ^ MAP x CPP (x) PULSE ● CVP △

240 220 200 180 160 140 120 100 80 60 40 30 26 22 18

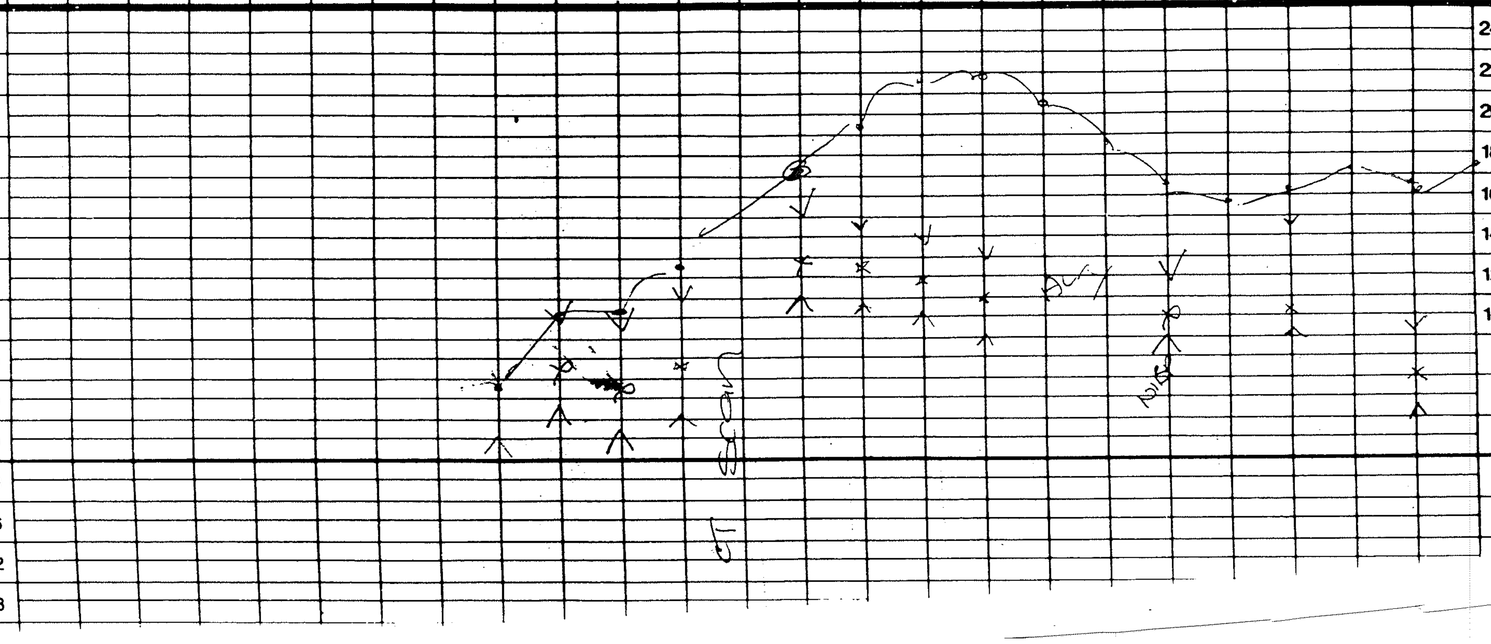

061-003-009



Respiratory Support

	00	01	02	03	04	05	06	07	08	09	10	11	12	13	14	15	16	17	18	19	20	21	22	23	24
FiO_2										39%	39%	37%		39	77%	50%	44%	40%	40%	40%	40	40	40	40	40
Pressure Insp										19	19	17		19	19	22	22	22	22	22	22	22	22	22	23
Pressure Exp										6	6	6		7	7	10	10	10	11	10	10	12	13	13	12
Volume Insp										119	103	103		72	68	76	92	90	99	101	108	74	68	69	80
Volume Exp										119	107	103		73	68	79	76	87	84	70	53	52	48	43	38
Time Insp										1:1	1:1	1:		1:1	1:	1:1	1:	1:1	1:	1:	1:1	1:	1:	1:	1:
Time Exp										1:3	1:3	1:3		1:3	1:3	1:3	1:3	1:3	1:3	1:3	1:3			1:3	1:3
Flow																									
Temp										38.8	38.8	38.7		38.8	39.6	39.6	38.2	39.3	38.1	38.4	38.2	38	38	38.1	38.3
Suction											2m					3mPB					1mPB				1mPB

Type of Sample	00	01	02	03	04	05	06	07	08	09	10	11	12	13	14	15	16	17	18	19	20	21	22	23	24
pH											7.36	7.22	7.25	7.14	7.08		7.15								
pCO_2											3.11	3.91	4.43	6.32	8.37			6.7							
Bicarb											13.1	11.5	14.3	15.9	18.5		20								
B.E.											-10.0	-14.9	-11.9	-12.9	-11.7		-8								
pO_2											26.0	26.8	23.99	25.6	35.6		17.8								
SaO_2%										100%	99.5%	99.4%	99.3%	100	97		98				100%	100	99	100	100
											100%	100%		93%	98%	99%	100	100	100						
Na											(140)	145	(163)	(155)	(151)		(148)	146						140	
K											(2.3)	2.7	(2.0)	(2.6)	(3.3)		(3.4)	4.0						4.0	
Cl											(108)														
Ca																		2.07						2.15	
T.P.											Alb	33											Alb	27	
Urea												3.1						2.4						1.4	
Creatinine												18						2.85						2.4	
Glucose												10.9													
Osmolality																									
Bilirubin												18													
											AST	71					mg	0.54					Tg	0.53	
BM. Test										7.2	ALP	189	13.4			15.4	7.6						707		
Hb												14.4												11.2	
PCV												0.416												0.34	
Platelets												262												246	
WBC												4.43												6.98	
P.T.																									
P.T.T.																									

Drug Levels	00	01	02	03	04	05	06	07	08	09	10	11	12	13	14	15	16	17	18	19	20	21	22	23	24
1																									
2																									

Cultures Sent	00	01	02	03	04	05	06	07	08	09	10	11	12	13	14	15	16	17	18	19	20	21	22	23	24
										Secretions OTS									Urine - MTB						
										urine OTS															
										urine - Organic acid / toxicology screen															
										urine - MTB															

Urine - S.G.	00	01	02	03	04	05	06	07	08	09	10	11	12	13	14	15	16	17	18	19	20	21	22	23	24
										1.005															
Osmolality																									
Na																			173						
K																			7						
Urea																			36						
Sugar											nil														
Protein											14														
pH																									
Blood											5.0														
Ketones											small														
											moderate.														

LC-Royal
061-003-010
C 1/87/1072

		Time	00	01	02	03	04	05	06	07	08	09	10	11	12	13	14	15	16	17	18	19	20	21	22	23	24
CORTICAL RESPONSES	T	Trach./Intubated									I	I	I					I	I	I			I			I	
	P	Paralyzed																									
EYE OPENING	4	Spontaneously																									
	3	To speech																									
	2	To pain																									
	1	None																									
MOTOR RESPONSE	6	Obeys commands									✓	✓	✓					✓	—	✓			✓			✓	
	5	Localizes pain																									
	4	Flexion withdrawal																									
	3	Flexion - abnormal										legs															
	2	Extension																									
	1	Flaccid																✓	Lg.	legs							
VERBAL RESPONSE	5	Oriented, converses									✓	Arms	✓														
	4	Disoriented, confused																	Arm	Arms			✓			✓	
	3	Inappropriate words																									
	2	Incomprehensible sounds																									
	1	None																									
TOTAL (G.C.S.)											ET	ET	ET					ET	ET	ET			ET			ET.	
SEIZURES		Generalized convulsion									3	3-6	3					5	5	3-5			3			3	
		R - UL																									
		- LL																									
		L - UL																									
		- LL																									
BRAIN STEM	COUGH	Spontaneous																									
		To tracheal stimulation																									
	GAG REFLEX	Present								—	—		—				—	—	—			—			—		
		Absent																									
	SPONT. RESPIRATION	Present								—	—		—				—	—	—			—			—		
		Absent																									
	PUPILS	LEFT Size								—	—		—				—	—	—			—			—		
		LEFT Reaction								7	7		7				7	7	7			7			7		
		RIGHT Size								—	—		—				—	None	—			—			—		
		RIGHT Reaction								7	7		7				7	7	7			7			7		
										—	—		—				—	mm	—			—			—		

PUPIL SCALE (mm): 1 2 3 4 5 6 7 8

REACTION
++ = Fixed.
+ = Sluggish.
– = No reaction.
C = Eye swollen shut.

ETT Day No. 1
Tube Size 4.5
Tube Length 15cm at nose
Trach Day No.
Trach Size
Vent. Day No. 1

Art Line Day No. 1
Site L femoral
CV Line Day No. 1
Site R subclavian
Weight
Gain
Loss

Guy Crawford
461358
DOB 8/11/98

DATE 8/4/00
DAYS IN ICU 6

MONITORING

TIME	
12:00	head turned etc mk

VENTILATION THERAPY

TIME	FLOW	PIP	PEEP	TIDAL VOL.	I.T.	RATE	FIO2	SIGNED

LC-Royal

061-003-010A