

Coroner for the District of Greater Belfast

Form 20

CORONERS ACT (NORTHERN IRELAND) 1959

Deposition of Witness taken on TUESDAY the 5th day of FEBRUARY 2003, at inquest touching the death of RAYCHEL FERGUSON, before me MR J L LECKEY Coroner for the District of GREATER BELFAST as follows to wit:-

The Deposition of DR G A NESBITT – CLINICAL DIRECTOR of ALTNAGELVIN HOSPITAL, GLENSHANE ROAD, LONDONDERRY who being sworn upon his oath, saith

I was called to Altnagelvin Hospital in the early hours of Saturday 9th June 2001 to assist with the transfer of Raychel Ferguson from the paediatric ward to the X Ray Department where a CT scan was to be performed. I was not on duty but because of pressure on the on call team extra help had been requested.

Raychel had had an uneventful operation for appendectomy the day previously and had made a good recovery. However throughout the day she had several episodes of vomiting and had developed a headache in the evening. Nursing staff found Raychel fitting around 3 a.m. and called medical staff. Her condition deteriorated requiring intubation and ventilation. Blood results taken following the seizure showed a low Sodium level and a saline infusion was in place to allow a slow correction of this imbalance.


I attended Raychel around 5.30 a.m. by which time she had been brought to the X Ray Department. A CT scan was performed ^{for} ~~uneventually~~ and Raychel was transferred to the Intensive Care Unit for continuing care there. I contacted the Neurosurgical Unit in the Royal Victoria Hospital

UTV


069A-083-329

and at their request arranged a second CT scan. Transfer to the Children's hospital was organised following this and I accompanied Raychel to their Intensive Care Unit, leaving Altnagelvin at around 11.10 a.m. Throughout the transfer Raychel was ventilated and monitored. Her condition remained unchanged and she was admitted to Intensive Care in the Children's Hospital around 12.20 p.m.

I am a Consultant Anaesthetist with an interest in paediatrics. I arrived after Dr. McCord, I had never previously been involved with Raychel. I had never come across before the death of a child from hyponatraemia. I understand the fluid regime was presented in A&E and did not commence until Raychel reached the ward. That would be normal in children with abdominal surgery. I feel there is a worry with No 18 solution and Hartmann is now used instead. The assessment of vomiting can be subjective. In my experience the use of a nasogastric tube is uncommon.



TAKEN before me this 5th day of FEBRUARY 2003



Coroner for the District of Greater Belfast

UTV

069A-083-330

CORONERS ACT (Northern Ireland), 1959

Deposition of ~~Witness~~ taken on _____ the _____ day
of _____ 20 _____, at inquest touching the death of _____
_____, before me

Coroner for the District of _____

as follows to wit:—

The Deposition of DR. G.A. NEPHTT

of _____

(Address)


who being sworn upon his oath, saith

Mr. Foster: I think the new guidelines should also apply to adults. Solution 18 was used for historical reasons in paediatric practice. If necessary it could be changed to another solution such as Hartman's. I am unaware of Raychel having had a blood test during the 8th. Dr. Dake called me to the hospital. A team at night comprises a Consultant, a Registrar and a SHO. When I arrived Raychel's condition was critical but a ~~precise~~ ^{precise} diagnosis had not been made. The new protocol provides that the anaesthetist will prescribe fluids for the first 12 hours.

Mr. McAlinden: With regard to the retrospective note on page 16 of the medical record ~~was~~ it was to explain the circumstances and clarify the situation. 139 refers to the fluid amounts prior to theatre. The drip was re-ordered in theatre and again in the ward. Dr. Malar prescribed the fluids as shown on P40. ~~After~~ Following a review after Raychel's death I decided to change to Hartman's solution. Other units were using the same fluids but I believe all units have now changed to 0.45 strength.


UTV

saline (1/2 strength). They were unaware of
the risks of 18 solution in paediatric
surgical cases. Almost all have decided
not to use 18 solution in such cases.
I reviewed all the relevant literature
in connection with this. This literature
had not been widely read though it was
available.



UTV

TAKEN before me this 6th day of February 2003

 Coroner for the District of Greater
Belfast

069A-083-332